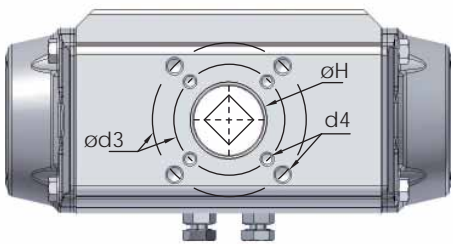
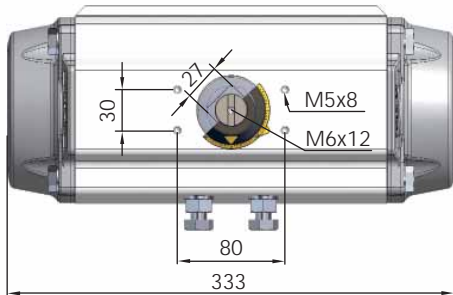
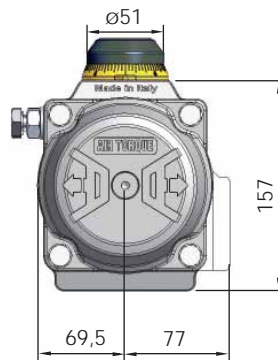
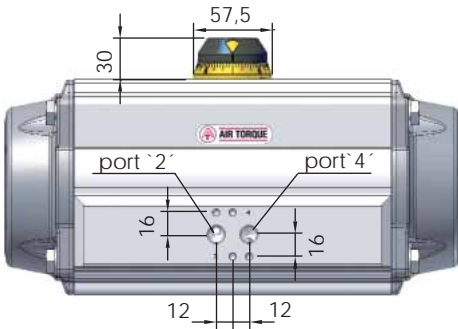
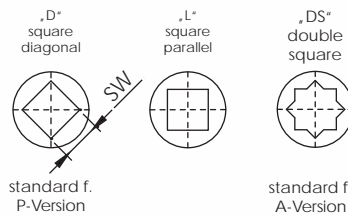




Dimensions in mm



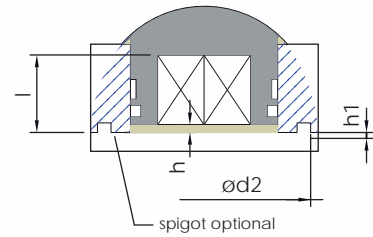
optional squares



ISO 5211 - available flanges

ISO 5211	Standard		optional
	F07* + F10		F10
Ø d2	55	-	70
d3	70	102	102
Ø d4	M8x12	M10x15	M10 x 15
Ø H	55		70
SW x l min.	D	17 x 24 - 22 x 24	
	DS	22 x 34 - 27 x 27	
h min.	1,5	1,5	1,5
h1	2	-	1,5

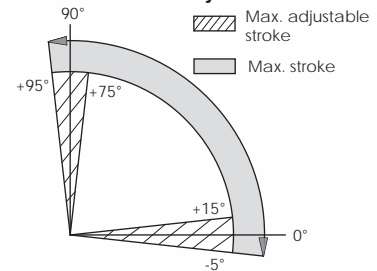
*before selecting the flange connection please consider the indications of standard n° 5211 on page 0911 of our manual for op. and maintenance



Connection / Attachment

Pressure connection port 2 and 4	G1/4"
Ancillaries attachment	AA 2

Rotation and stroke adjustment



Pressure	Output torque for double acting and spring return in Nm												Spring torque 90°	approx. weight in kg										
	2,5 bar		3 bar		3,5 bar		4 bar		4,2 bar		4,5 bar				5 bar		5,5 bar		6 bar		7 bar		8 bar	
	0°	90°	0°	90°	0°	90°	0°	90°	0°	90°	0°	90°			0°	90°	0°	90°	0°	90°	0°	90°	0°	90°
DR	138	166	194	222	233	249	277	305	332	388	443	-	9,97											

SC 2/3	86	56,1	114	83,8	141	111	169	139	180	150	197	167	224	195									82,4	52,5	10,97	
SC 3	75,5	39,6	103	67,3	131	95	159	123	170	134	186	150	214	178	242	206								98,9	63	11,17
SC 3/4			92,7	50,8	120	78,5	148	106	159	117	176	134	203	162	231	189	259	217						115	73,5	11,37
SC 4					110	62	138	89,7	149	101	165	117	193	145	221	173	248	201	304	256				132	84	11,57
SC 4/5							127	73,3	138	84,3	155	101	182	129	210	156	238	184	293	239	349	295	148	94,5	11,77	
SC 5											144	84,5	172	112	200	140	227	168	283	223	338	278	165	105	11,97	
SC 5/6													161	95,7	189	123	217	151	272	206	328	262	181	116	12,17	
SC 6															179	107	206	135	262	190	317	245	198	126	12,37	

Pressure max.	Rotation (STD) (C)	Screw stroke adjustment	Chamber (Ø mm)	Air volume (L)		Moving time (sec.) (A)	
				OPEN	CLOSE	OPEN	CLOSE
8 bar	0° - 90°	for 1° 1/4 rotation	125	1,54	2,34	D 0,9 S 1,2	D 1,1 S 1,4

Operating temperature (°C) (B)		
ST (Standard)	HT (High temperature)	LLT (Extreme low temperature)
- 40 to + 80	- 15 to + 150	- 55 to + 80

(A) the above indicated moving time of the actuator is obtained under the following test conditions: (1) room temperature, (2) actuator stroke 90°, (3) solenoid valve with Ø 4 mm and flow capacity Q_n 400 L/min., (4) inside pipe Ø 8 mm, (5) medium clean air, (6) air supply pressure 5,5 bar (79,75 Psi), (7) actuator without external resistance load. **Caution:** It has to be expected, e.g. for field applications, when one or more of the above parameters are different, the moving time will be different.

Operating Medium:

The operating medium must be free of dust and oil. The maximum particle size must not exceed 30µ. (ISO 8573 Part1, Class5). In order to prevent water condensation and/or solidification (ice when actuator works below 0°C), the operating medium must have a dew point equal to -20°C or at least 10°C below the ambient temperature (ISO 8573 Part1, Class3)

(B) Every temperature range option requires proper components and lubricant. Please contact Air Torque GmbH.