
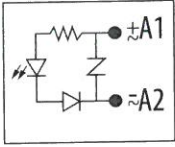

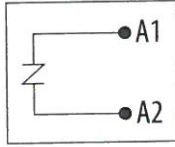

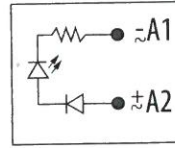

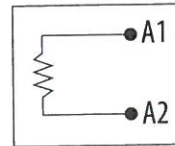


Serie	Beschreibung	Technische Daten	Schaltbild
LM-FO / LM-FP / LM-FQ / LM-FR 	LM-FO • LED, rot* + Varistor + A1 / - A2 • VPE: 10 Stück	• 6/24 VAC/DC	
	LM-FP • LED, rot* + Varistor + A1 / - A2 • VPE: 10 Stück	• 24/60 VAC/DC	
	LM-FQ • LED, rot* + Varistor + A1 / - A2 • VPE: 10 Stück	• 110/230 VAC/DC	
	LM-FR • LED, rot* + Varistor + A1 / - A2 • VPE: 10 Stück	• 12/48 VAC/DC	
LM-GR / LM-GS / LM-GT 	LM-GR • Varistor • VPE: 10 Stück	• 24 VAC	
	LM-GS • Varistor • VPE: 10 Stück	• 115 VAC	
	LM-GT • Varistor • VPE: 10 Stück	• 230 VAC	
LM-JV / LM-JW / LM-JX 	LM-JV • LED, rot* -A1 / +A2 • VPE: 10 Stück	• 6/24 VAC/DC	
	LM-JW • LED, rot* -A1 / +A2 • VPE: 10 Stück	• 24/60 VAC/DC	
	LM-JX • LED, rot* -A1 / +A2 • VPE: 10 Stück	• 110/230 VAC/DC	
LM-HU 	LM-HU • Widerstand • VPE: 10 Stück	• 110/230 VAC/DC	

*LED grün optional

