

Explosion Proof Audible Signal - 110 dB(A) Series YA60



www.stahl.de



- > Omnidirectional high output sounder 110 dB (A) / 1 m
- > 2 stage alarm, independently selectable 2nd stage
- > IP66 rated as standard
- > Aluminium enclosure with stainless steel fasteners
- > 32 selectable tones meeting international regulations
- > Sound selection via DIL switch
- > Telephone initiate option available



14718E00

E5

Yodalex range

Product Series YA60 is designed to provide a audible alarm which can be used to alert, warn or draw attention to machine malfunction/ start up or any number of safety related issues in hazardous areas. Omnidirectional audible signal designed for use in hazardous or harsh environments.

	ATEX / IECEx						Zone	NEC 505 Class I			NEC 506			Division	NEC 500					
	0	1	2	20	21	22		0	1	2	20	21	22		1	2	1	2	1	2
For use in		x	x		x	x	For use in		x	x		x	x	For use in	x	x	x	x	x	x

WebCode YA60A

Explosion Proof Audible Signal - 110 dB(A)

Series YA60



Explosion Protection

Global (IECEX)

Gas and dust

IIB+H2	IECEX BAS 05.0087X
IIB	IECEX BAS 05.0086X
IIB+H2, IIB	IEC 60079-0: 2011 / IEC 60079-1: 2007-04 / IEC 60079-31: 2008
IIB+H2	Ex d IIB+H2 T4 Gb (Ta = -20 ... +60 °C) Ex tb IIIC T135°C Db IP 66 (Ta = -20 ... +60 °C) Ex d IIB+H2 T6 Gb (Ta = -20 ... +40 °C) Ex tb IIIC T85°C Db IP 66 (Ta = -20 ... +40 °C)
IIB	Ex d IIB T4 Gb (Ta = -35 ... +60 °C) Ex tb IIIC T135°C Db IP 66 (Ta = -35 ... +60 °C) Ex d IIB T6 Gb (Ta = -35 ... +40 °C) Ex tb IIIC T85°C Db IP 66 (Ta = -35 ... +40 °C)

Europe (ATEX)

Gas and dust

IIB+H2	Baseefa02ATEX0222X
IIB	Baseefa02ATEX0212X
IIB+H2, IIB	EN 60079-0: 2009 / EN 60079-1: 2007 / EN 60079-31: 2009
IIB+H2	⊗ II 2 G Ex d IIB+H2 T4 Gb (Ta = -20 ... +60 °C) ⊗ II 2 D Ex tb IIIC T135°C Db IP 66 (Ta = -20 ... +60 °C) ⊗ II 2 G Ex d IIB+H2 T6 Gb (Ta = -20 ... +40 °C) ⊗ II 2 D Ex tb IIIC T85°C Db IP 66 (Ta = -20 ... +40 °C)
IIB	⊗ II 2 G Ex d IIB T4 Gb (Ta = -35 ... +60 °C) ⊗ II 2 D Ex tb IIIC T135°C Db IP 66 (Ta = -35 ... +60 °C) ⊗ II 2 G Ex d IIB T6 Gb (Ta = -35 ... +40 °C) ⊗ II 2 D Ex tb IIIC T85°C Db IP 66 (Ta = -35 ... +40 °C)

North America (cULus listed)

Gas and dust

IIB+H2, IIB	E161818
IIB+H2, IIB	USL: UL 60079-0 / UL 60079-1 / UL 1203 / UL 1638 CNL: CSA C22.2 No. 30-M1986 / CSA C22.2 No. 25-M1966 / CSA E60079-0-7 / CSA E60079-1
IIB+H2	CLASS I, DIVISION 1, GROUPS B, C and D, T4; CLASS II, DIVISION 1, GROUPS E, F and G; CLASS III CLASS 1, ZONE 1 AEx d IIB+H2 T4 CLASS 1, ZONE 1 Ex d IIB+H2 T4 Operating temperature -25 ... +66 °C Audible signal appliance fire alarm service private mode
IIB	CLASS I, DIVISION 1, GROUPS C and D, T4; CLASS II, DIVISION 1, GROUPS E, F and G; CLASS III CLASS 1, ZONE 1 AEx d IIB T4 CLASS 1, ZONE 1 Ex d IIB T4 Operating temperature -35 ... +66 °C Audible signal appliance fire alarm service private mode

Certifications and certificates

Certificates

IECEX, ATEX, Brazil (INMETRO), India (PESO), Kazakhstan (TR), Russia (TR), Taiwan (ITRI), USA & Canada (cULus), Belarus (TR)

Explosion Proof Audible Signal - 110 dB(A) Series YA60



Technical Data

Electrical data

Rated operational voltage	24 V DC, 48 V DC, 115 V AC and 230 V AC operational parameters + or -10 %	
Rated operational current	24 V DC	350 mA
	48 V DC	300 mA
	115 V AC	110 mA
	230 V AC	55 mA

Mechanical data

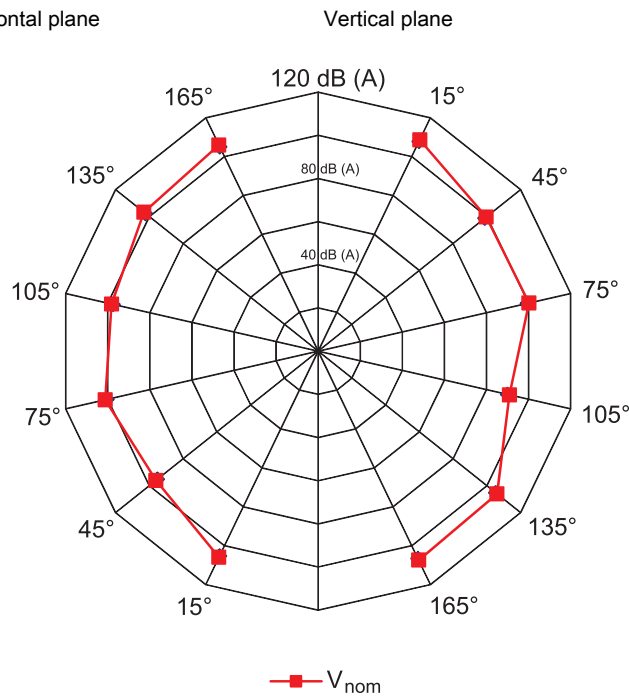
Product weight	5.4 kg
Material	
Enclosure	aluminium, seawater resistant
Horn	ABS, flame retardant
Fixings	stainless steel
Cable entries	2 cable entries, equipped with stopping plug (1x) and dust cap (1x) UL devices: equipped with M20 / 1/2" adapters (2x)
Degree of protection	IP66 – IEC 60529 NEMA 4X – UL 50

Operating temperature range

Variant dependant see Explosion protection

Acoustic data

Volume	110 dB(A) / 1 m
Polar diagram	Horizontal plane



E5

Explosion Proof Audible Signal - 110 dB(A)

Series YA60



Selection Table

Version	Group	Rated operational voltage	Order number	Art. no.	Weight kg
YA60 Sounder, ATEX & IECEX certification, standard devices	IIB + H2	24 V DC	YA60/C/D/EU	205191	5.000
		115 V AC	YA60/C/L/EU	205199	5.400
		230 V AC	YA60/C/N/EU	205200	5.400
YA60 Sounder, North America cULus certification, standard devices	B, C, D	24 V DC	YA60/B/D/UL	205202	5.400
		115 V AC	YA60/B/L/UL	205204	5.400
		230 V AC	YA60/B/N/UL	207054	5.400
YA60 Sounder, EAC TR certification, standard devices	IIB + H2	24 V DC	YA60/C/D/RU	205198	5.400
		115 V AC	YA60/C/L/RU	212395	5.400
		230 V AC	YA60/C/N/RU	212396	5.400

Note Variations in gas group, flash energy, voltage and lens colour are available, please use the Selection Table

Selection Table

Version	Variations	Order Number																														
YA60 Sounder, devices acc. to specification	<p>Type code: please fill in fields</p> <p>Gas group</p> <table border="0"> <tr> <td>EU and RU units</td> <td>IIB</td> <td>B</td> </tr> <tr> <td></td> <td>IIB + H2</td> <td>C</td> </tr> <tr> <td>UL units</td> <td>C, D gas groups</td> <td>C</td> </tr> <tr> <td></td> <td>B gas groups</td> <td>B</td> </tr> </table> <p>Rated Operational Voltage</p> <table border="0"> <tr> <td>24 V DC</td> <td>D</td> </tr> <tr> <td>115 V AC</td> <td>L</td> </tr> <tr> <td>230 V AC</td> <td>N</td> </tr> </table> <p>Certification</p> <table border="0"> <tr> <td>ATEX & IECEX</td> <td>EU</td> </tr> <tr> <td>UL</td> <td>UL</td> </tr> <tr> <td>EAC TR</td> <td>RU</td> </tr> </table> <p>Additions</p> <table border="0"> <tr> <td>activation</td> <td>telephone initiate (5 Joule ATEX, IECEX & EAC TR variants only)</td> <td>TI</td> </tr> <tr> <td>additional approvals</td> <td></td> <td>L</td> </tr> </table>	EU and RU units	IIB	B		IIB + H2	C	UL units	C, D gas groups	C		B gas groups	B	24 V DC	D	115 V AC	L	230 V AC	N	ATEX & IECEX	EU	UL	UL	EAC TR	RU	activation	telephone initiate (5 Joule ATEX, IECEX & EAC TR variants only)	TI	additional approvals		L	<p>YA60 / / / / /</p>
EU and RU units	IIB	B																														
	IIB + H2	C																														
UL units	C, D gas groups	C																														
	B gas groups	B																														
24 V DC	D																															
115 V AC	L																															
230 V AC	N																															
ATEX & IECEX	EU																															
UL	UL																															
EAC TR	RU																															
activation	telephone initiate (5 Joule ATEX, IECEX & EAC TR variants only)	TI																														
additional approvals		L																														







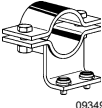
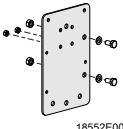

Note Duty + tag labels are available on request. Please contact your local sales office for more details.

Explosion Proof Audible Signal - 110 dB(A)

Series YA60



Accessories and Spare Parts

Designation	Figure	Description	Order number	Art. no.	WebCode
Cable glands	 15793E00	Ex d & Ex e Compound barrier cable gland for all types of unarmoured and braid armour cables (nickel plated brass)	CMP - 20PXSS2K	109441	PXSS2KA
		RapidEx liquid pour sealing system	CMP - 20PXSS2K - REX	246605	PXSS2KB
	 15791E00	Ex d & Ex e Compound barrier cable gland for all types of armoured cables (SWA, braided, tape) (nickel plated brass)	CMP - 20PX2K	109428	PX2KA
		RapidEx liquid pour sealing system	CMP - 20PX2K - REX	246649	PX2KB
	 14977E00	Ex d & Ex e cable gland for all types of unarmoured and braid armour cables (nickel plated brass)	CMP - 20A2F	243464	A2FA
	 14978E00	Ex d & Ex e cable gland for all types of armoured cables (SWA, braided, tape) (nickel plated brass) with unique compensating displacement seal system (CDS)	CMP - 20T3CDS	246561	T3CDSA
Stopping plugs	 04840E00	made of stainless steel, Series 8294			
		8294/123-M20x1,5 1 piece	8294 / 123 - M20x1,5	143652	8294A
Mounting bracket	 15795E00	Stainless steel L-bracket - see dimensional drawings		221711	
Pipe clamp	 09349E00	R 1 1/4 "		120812	
		R 1 1/2 "		120819	
		R 2 "		120823	
Fastening set adapter plates	 18552E00	Adaptor plate for use in conjunction with pipe clamp		256519	
Replacement PCB assembly	 16674E00	24 V DC		222969	
		115 ... 230 V AC		209515	

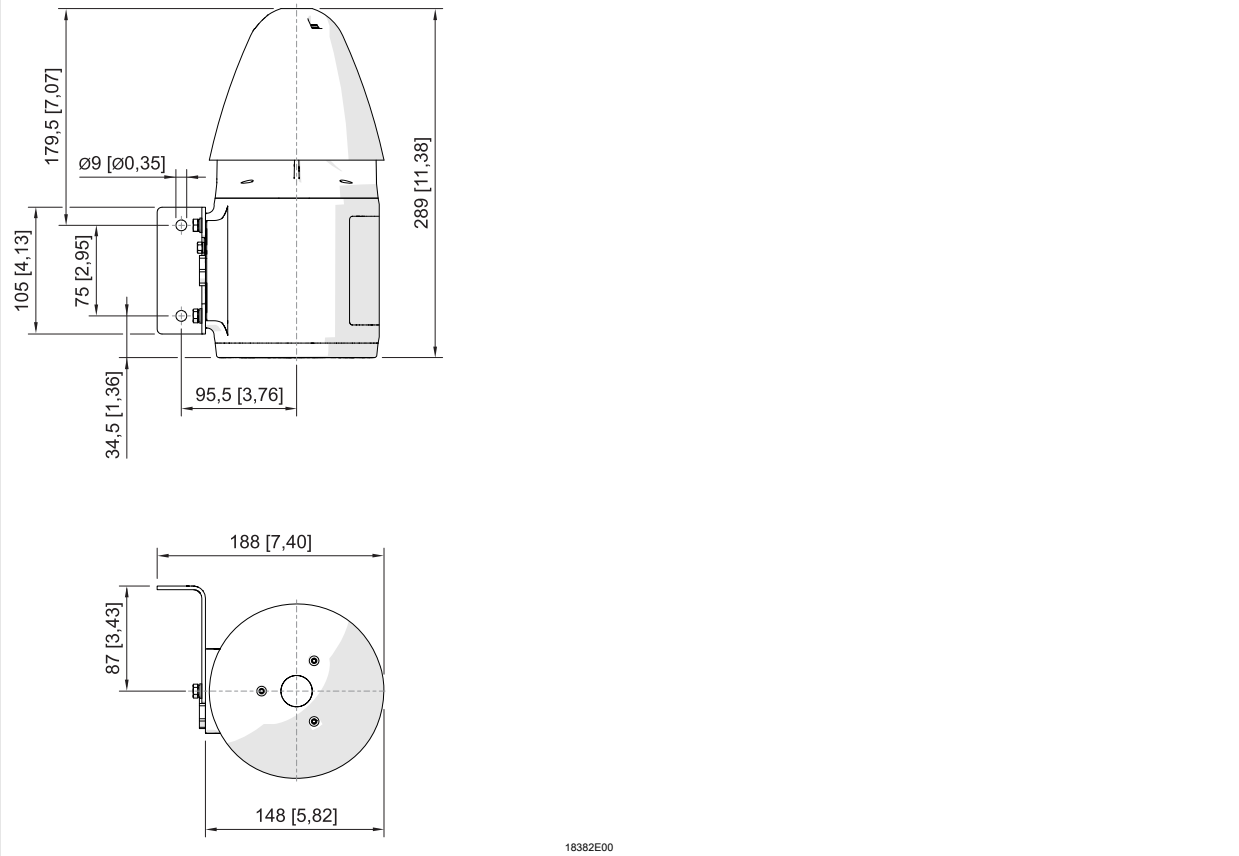
Note Approvals of cable entries have to be observed.

E5

Explosion Proof Audible Signal - 110 dB(A) Series YA60



Dimensional Drawings (All Dimensions in mm [inches]) – Subject to Alterations



We reserve the right to make alterations to the technical data, dimensions, weights, designs and products available without notice. The illustrations cannot be considered binding.