

## Control Unit System

Series ConSig 8040 Equipped with Contact Element 8208

ConSig

STAHL



- > Enclosures made of glass fibre reinforced polyester resin
- > Contact element 8208 available with
  - 1 NO and 1 NC, with positive drive
  - 2 NC, with positive drive
  - 2 NO
- > All versions with gold contacts
- > 5 different actuators
  - Pushbutton, mushroom pushbutton
  - Selector switch with rotary actuator
  - Mushroom stay-put button (key lock, key release), mushroom stay-put button
- > Internal resistors for open-circuit and short-circuit detection
- > suitable for safety-specific applications up to SIL 2 and SIL 3 to IEC/EN 61508



E4

03878E00

www.stahl.de






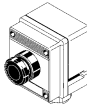


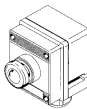


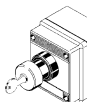


The control unit system ConSig 8040, equipped with contact element 8208, makes it possible to assemble different actuators in a clear layout.

The contact element is available in three different versions, while the actuators are offered in five different versions. This covers a broad field of application.

	ATEX / IECEx						Zone	Class I (NEC 505) (NEC 506)						Division	Class I		Class II		Class III	
	0	1	2	20	21	22		0	1	2	20	21	22		1	2	1	2	1	2
Zone																				
For use		x	x		x	x	For use in		x	x						x		x	x	x

WebCode 8040A

### Selection Table

Version			Order number
Pushbutton  <small>05728E00</small>		green  <small>09240E00</small>	8040 / 1180Z-01L50BA . .
		red  <small>09240E00</small>	
Mushroom button  <small>05506E00</small>	∅ 38 mm	green  <small>09240E00</small>	8040 / 1180Z-03L24BA . .
		red  <small>09240E00</small>	
Mushroom stayput  <small>05511E00</small>	∅ 38 mm EM-STOP	black  <small>09240E00</small>	8040 / 1180Z-10L07BA . .
	∅ 55 mm EM-STOP	red  <small>05600E00</small>	8040 / 1180Z-15L07BA . .
Mushroom stayput key release  <small>05510E00</small>	∅ 38 mm red EM-STOP	red  <small>05600E00</small>	8040 / 1180Z-09XXXBA . .
Selector switch  <small>05728E00</small>	2 switching positions		8040 / 1180Z-26M01XA . .

### Order Number Supplement

Contact block Series 8208	with open-circuit and short-circuit detection	1 NO / 1 NC, positive opening	8208 / 24 - 15 - 0001
		2 NC, positive opening	8208 / 24 - 15 - 0002
		2 NO	8208 / 24 - 15 - 0003

Note The contact blocks 8208 are also suitable for enclosures 8040 size 2 and 3

**Explosion Protection - Enclosure 8040**

Global (IECEX)	
Gas and dust	IECEX PTB 06.0025 Ex de ia/ib [ia/ib] m II, IIA, IIB, IIC, T6, T5, T4 Ex tD A21 IP65 T80°C, T95°C

Europe (ATEX)	
Gas and dust	PTB 01 ATEX 1105 ⊕ II 2 G Ex edqm ia/ib [ia/ib] II, IIA, IIB, IIC, T6, T5, T4 ⊕ II 2 D Ex tD A21 IP65 T80°C, T95°C, T130°C

Certifications and certificates	
Certificates	IECEX, ATEX, USA (CSA), Belarus (operating authorisation)

**Explosion Protection - Contact Element 8208**

Global (IECEX)	
Gas	IECEX PTB 06.0032 U Ex d IIC

Europe (ATEX)	
Gas	PTB 01 ATEX 1066 U ⊕ II 2 G Ex de IIC

Certifications and certificates	
Certificates	IECEX, ATEX, India (PESO), Canada (CSA), Belarus (operating authorisation)

E4

**Technical Data - Enclosure 8040**

Electrical data	
Rated operational voltage	up to 690 V AC
Rated operational current	depends on components used

Ambiant conditions	
Ambient temperature	-20 ... +40 °C -50 ... +60 °C on request

Mechanical data	
Degree of protection	IP65 acc. to IEC/EN 60529 (others on request)
Material	
Enclosure	Polyester resin, glass fibre reinforced
Seal	PU foam
Cover fixing	with captive M4 stainless steel socket head cap screws
Connection cross-section	max. 2.5 mm <sup>2</sup>
Tightening torque	max. 1.2 Nm

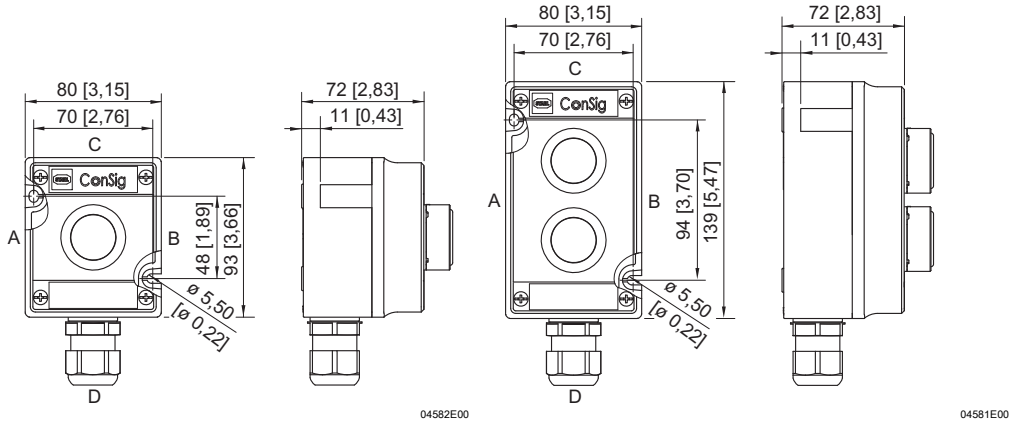
Mounting / Installation	
Flange	
Standard	without
Option	with flange made of polyester resin or brass, can be fitted on sides C and D

**Technical Data - Contact Element 8208**

Contact block	
Electrical data	
Rated operational current	when switching instrumentation and control circuits: 2 ... 20 mA DC
Rated operational voltage	when switching instrumentation and control circuits: 8 ... 30 V DC
Contact resistance	typical 10 mΩ
Mechanical data	
Contact material	gold

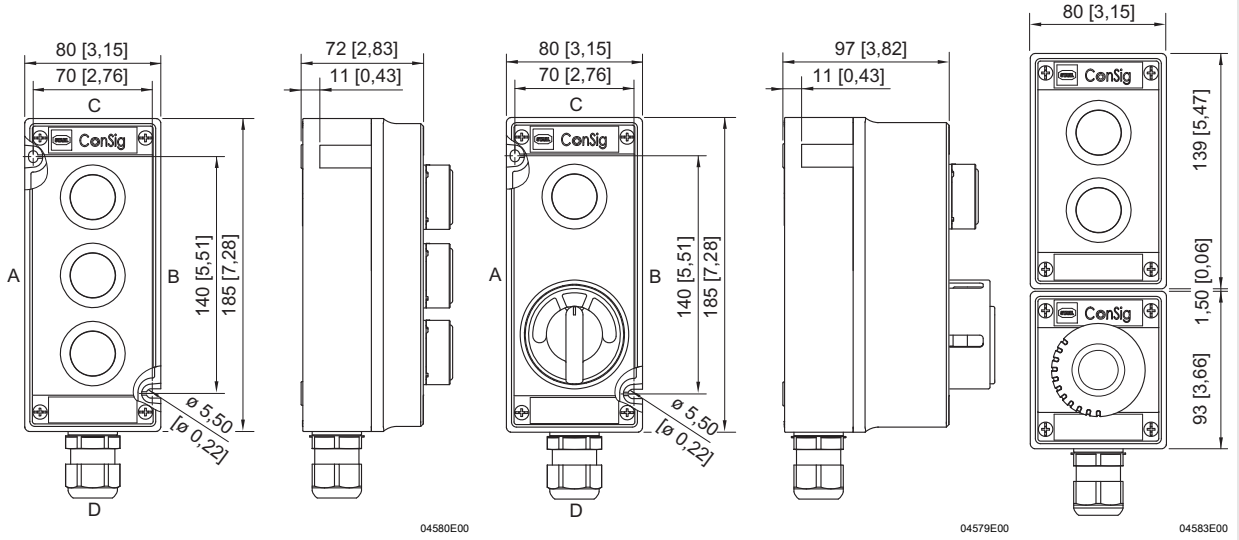
Resistors	
Electrical data	
Power	max. 0.5 W
Ambiant conditions	
Ambient temperature	-55 ... +40 °C
Mechanical data	
Enclosure material	Polyamide
Connection type	2 x 2.5 mm <sup>2</sup> finely stranded (screw terminals)

### Dimensional Drawings (All Dimensions in mm) - Subject to Alterations



**ConSig 8040/11**

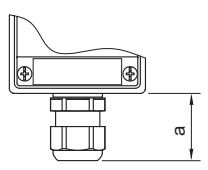
**ConSig 8040/12**



**ConSig 8040/13**

**ConSig 8040/23**

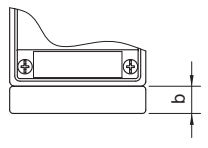
**ConSig 8040/11 and ConSig 8040/12 combination**



04584E00

	Dim. a [mm]	
	min.	max.
M20	25	31
M25	27	33

Additional dimensions for cable entries and cable glands Series 8161



04585E00

Flanges	Dim. b [mm]
Brass	16
Moulded material	16

Additional dimensions for flanges

We reserve the right to make alterations to the technical data, dimensions, weights, designs and products available without notice. The illustrations cannot be considered binding.